



Chhattisgarh Environment Conservation Board

Consent to Operate under Air (Prevention
and Control of Pollution) Act, 1981

User Guide for Online Registration and
Availing Department Services

CHHATTISGARH ENVIRONMENT CONSERVATION BOARD |
Address: Commercial Complex, Chhattisgarh Housing Board Colony,
Kabir Nagar, Raipur (Chhattisgarh), India
Phone: 0771-2970070
Email - hocecb@gmail.com

Table of Contents

1	About the Department.....	2
1.1	Consent to Operate under Air (Prevention and Control of Pollution) Act, 1981.....	3
1.1.1	General Information	3
1.1.2	Documents required to complete the application	3
1.1.3	Stepwise process and timeline for online registration of Users	3
1.1.4	Online payment of applicable fee.....	8
1.1.5	Download of the certificates.....	9
1.2	Renewals Consent for Air.....	9
1.2.1	General Information	9
1.2.2	Documents required to complete the application	9
1.2.3	Stepwise process and timeline for online registration of Users	10
1.2.4	Online payment of applicable fee.....	13
1.2.5	Download of the certificates.....	14
2	Annexure 1.....	15

1 About the Department

The State has prepared its Environmental Policy within the basic framework of economic and social priorities with the objective of ensuring environmental conservation without impeding any development imperatives. It is aimed at:

- Ensuring sustainable development with an emphasis on social and intergenerational equity
- Enhancing environmental performance as a means of competitive advantage for the State
- Improving the quality of life of citizens.

The department has identified following services to be available online for the ease of investors, for improving ease of doing business in the state:

1. Consent to Establish under Water (Prevention and Control of Pollution) Act, 1974
2. Consent to Establish under Air (Prevention and Control of Pollution) Act, 1981
3. Consent to Operate under Water (Prevention and Control of Pollution) Act, 1974
4. Consent to Operate under Air (Prevention and Control of Pollution) Act, 1981
5. Authorization under Hazardous Waste (Management and Handling) Rules, 1989
6. Renewals of Consent to establish (under Water Act & Air Act)
7. Renewals of Consent to operate (under Water Act & Air Act)
8. Renewal of Authorization under Hazardous Waste

The above services are available online on the departmental website <http://cgocmms.nic.in/> . The other services apart from listed above will be provided as it is by the department.

The user guide contains below information regarding **Consent to Operate under Air (Prevention and Control of Pollution) Act, 1981**:

1. General guidelines for Users: Who needs to fill optional/compulsory
2. Complete list of documents required
3. Stepwise process and timeline for online registration of Users
4. Download of the certificates
5. Sample application forms in annexure
6. Self certification

1.1 Consent to Operate under Air (Prevention and Control of Pollution) Act, 1981

1.1.1 General Information

Who needs to apply?	Green, Orange and Red Category Industries
When to apply	Before start of operations of unit
Where to apply	http://cgocmms.nic.in/
Total time for closing of application from the day of application	60 days from the day of successful application submission.
Validity of the certificate issued	5 Years
Reference	http://www.enviscecb.org/orders/Time%20limit%20for%20disposal%20of%20cases.pdf http://www.enviscecb.org/orders/Period%20of%20renewal%20for%20different%20categories%20of%20industries.pdf

1.1.2 Documents required to complete the application

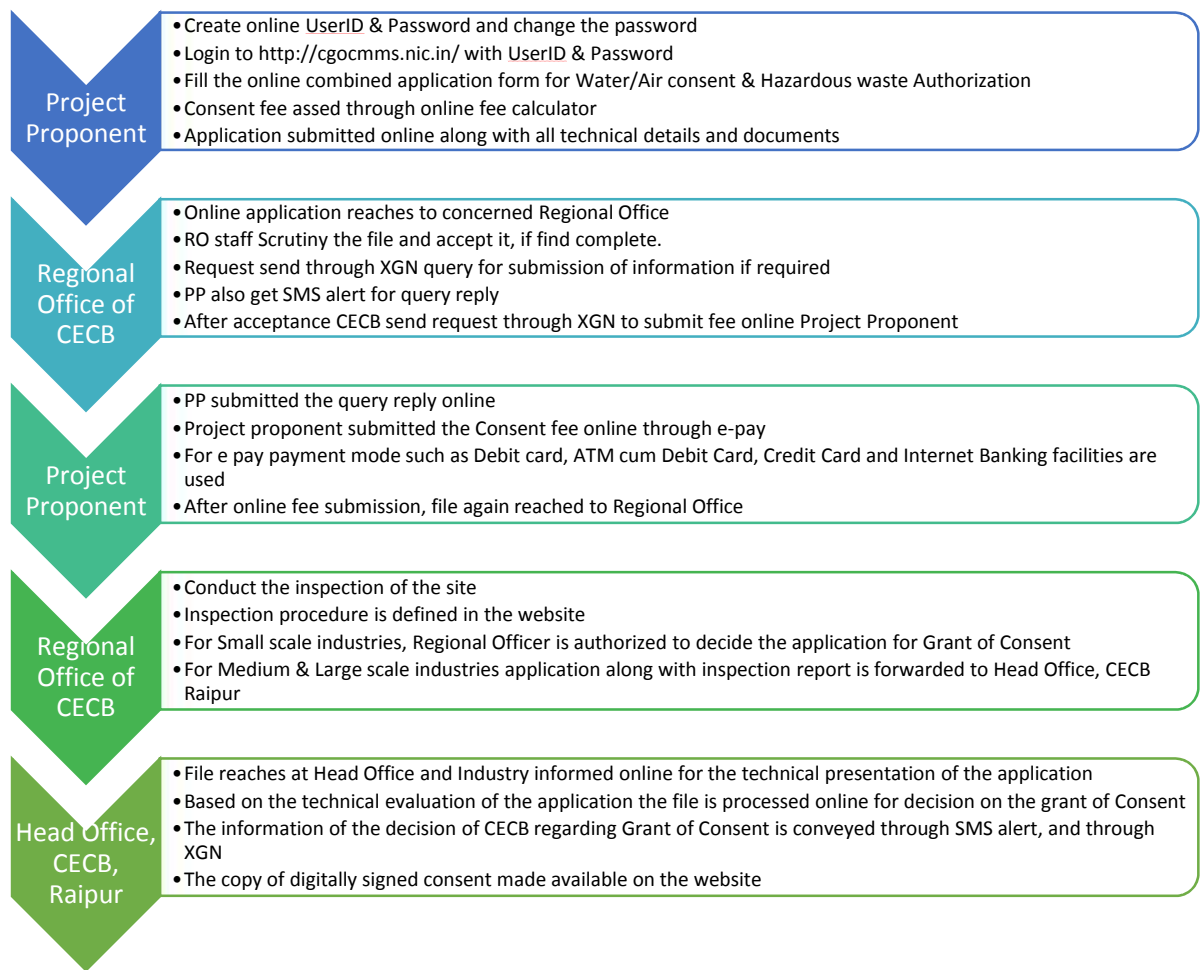
1. Information on Compliance of Conditions Mentioned in CTE
2. Total gross capital investment duly certified by C.A. as on date/Last financial year.

1.1.3 Stepwise process and timeline for online registration of Users

Timeline

Status of application	Timeline
Issue of Final certificate	Within 60 days of submission of application
Generation of Inspection report	After 48 hours of inspection by officer from website

Stepwise Process



1. Open Online Consent Management & Monitoring System Website <http://cgocmms.nic.in/>.

How to Register:

- a. For New Industry: Click “New Industry Registration”



The “Registration Form” is to be filled to get ID & Password.

- b. For Existing Industry: Please go to Step 2

2. Log in With your ID and Password:

- a. For log in select Industrial Login radio button, then give your ID & Password and click “Login Button”
- b. If you are logging in for the first time, you will get a window to change the password. Please change the password and proceed further.
- c. After login the following page will appear:



3. To Apply for CTO: Click on “Apply for Operate” menu

- a. If you want to apply “Consent to Operate” for new consent then Select CTO > Air > New option.



- b. If you want to apply “Consent to Operate” for Expansion of capacity then Select CTO > Air > Expansion option.



The screenshot shows a web form titled "Apply For Consent". It contains four rows of options:

- Consent Type*:** Radio buttons for CTE (checked), CTO, and CTO.
- Consent For*:** Radio buttons for Air (checked), Water, and Both.
- Application For*:** Radio buttons for New, Modernization, and Expansion (checked).
- Previous Application Number:** An empty text input field.

Below the form is a blue "Next" button.

- c. If you want to apply “Consent to Operate” for Modernization then Select CTO > Air > Modernization option.



The screenshot shows a web form titled "Apply For Consent". It contains four rows of options:

- Consent Type*:** Radio buttons for CTE, CTO (checked), and CTO.
- Consent For*:** Radio buttons for Air (checked), Water, and Both.
- Application For*:** Radio buttons for New, Modernization (checked), and Expansion.
- Previous Application Number:** An empty text input field.

Below the form is a blue "Next" button.

4. After selecting next, the following screen will appear:

Industry	Occupier	Product	Fee	W Emiss./Disch.	Air Emission	Documents
Industry Details						
Industry Name:*	Demonstration name (industry name max 250 char)					
Category:	RED (category e.g. red/orange/green)					
Industry Type:*	(select appropriate industry type)					
Other Industry Type Detail :	(maximum 250 characters)					
Status:	operational (e.g. operational/ongoing/closed)					
Commissioning Year:	2015 (e.g. 2002)					
Registration/License No.:	1000/2000 (reg/license no of industry)					
Capital Investment of Plant & Machinery:*	5000000 B (capital investment of plant & machinery)					
Capital Investment:*	60.0 (capital investment)					
Address:*	Kabir Nagar (address where industry is established)					
City:	Raipur (city industry address)					
Pin:	492001 (pin of address locality)					
L.T.D. Code(Phone):*	0771 (std code of phone no)					
Phone No.:	945944 (phone no upto 8 characters)					
Tax Code:	(std code of tax no)					
Tax No. :	(tax no upto 8 characters)					
E-Mail Address:	rahul.war.kar@gmail.co (e.g. info@abc.com)					
Do You Want To Save The Application as <input type="radio"/> Completed <input checked="" type="radio"/> In Progress						
<input type="button" value="Save"/>						

- a. Fill all the details as required in all tabs
- b. After filling all the details, please select “Completed radio button” and then select “Save”

1.1.4 Online payment of applicable fee

Click on “make payment” tab to pay applicable fees online. A page as shown below will appear:

Make Payment

Please verify your Details

Application Id :	109266
Applied For :	CTD - both - reNew
PRN No. :	136765608
Payable Amount(in Rs.):	1000.0 ₹

Select your payment mode and click 'Submit'

e-Wallet (NEFT/RTGS)

Net Banking/Credit/Debit Cards

Submit Back

[Terms and Conditions](#)

Pollution Control Board, Copyright © 2019 All Rights Reserved. All India

There are two modes of online payment available:

- i) e-wallet (NEFT/RTGS)
- ii) Net Banking/Credit/Debit Cards

Manage e-Wallet

Select your Option and click 'Submit'

Balance Check

Add Amount to your e-Wallet

Refund Your e-Wallet

Submit Exit

Chattisgarh Environment Conservation Board

CARD NET BANKING

Pay using

For Monthly card, please enter expiry date and CVV no. if available or else ignore and proceed

Credit card Debit card

Select Credit Card Option: -Select-

PAY NOW

Cancel

Powered by

Your transaction is processed through a secure 256-bit SSL internet connection based on secure socket layer technology. For security purposes, your following details have been logged:

IP address: 192.168.1.104 and access time: Tue Jun 20 11:56:47 IST 2018

Copyright © 2014 TechProcess Payment Services Ltd. All rights reserved.

- ✓ After payment is made successfully, application will be submitted.

5. To calculate the fee, please use the online fee calculator on the homepage of <http://cgocmms.nic.in/> . See screenshot below:

Fee Calculator

Consent Type: CTE CTO

Consent For: Air Water Both

Consent: New Renew

Capital Investment (in Lakhs):

Consent Fee: ₹

Calculate

1.1.5 Download of the certificates

On submission of complete application, provisional certificate can be downloaded from logging in to <http://cgocmms.nic.in/> . The final certificate can be downloaded from the same link. A sample certificate is available in Annexure 1A.

1.2 Renewals Consent for Air

1.2.1 General Information

Who needs to apply?	Green, Orange and Red Category Industries
When to apply	Before the expiry of the CTO Certificate for Air
Where to apply	http://cgocmms.nic.in/
Total time for closing of application from the day of application	60 days from the day of successful application submission.
Validity of the certificate issued	Category of Industry - Validity time Red – 5 years Orange – 10 years Green – 15 years
Reference	http://www.enviscecb.org/orders/Time%20limit%20for%20disposal%20of%20cases.pdf http://www.enviscecb.org/orders/Period%20of%20renewal%20for%20different%20categories%20of%20industries.pdf

1.2.2 Documents required to complete the application

1. Information on Compliance of Effluent Discharge with Respect To Prescribed Standard.
2. Information on Compliance of Emission of Air Pollutants with Respect To Prescribed Standard

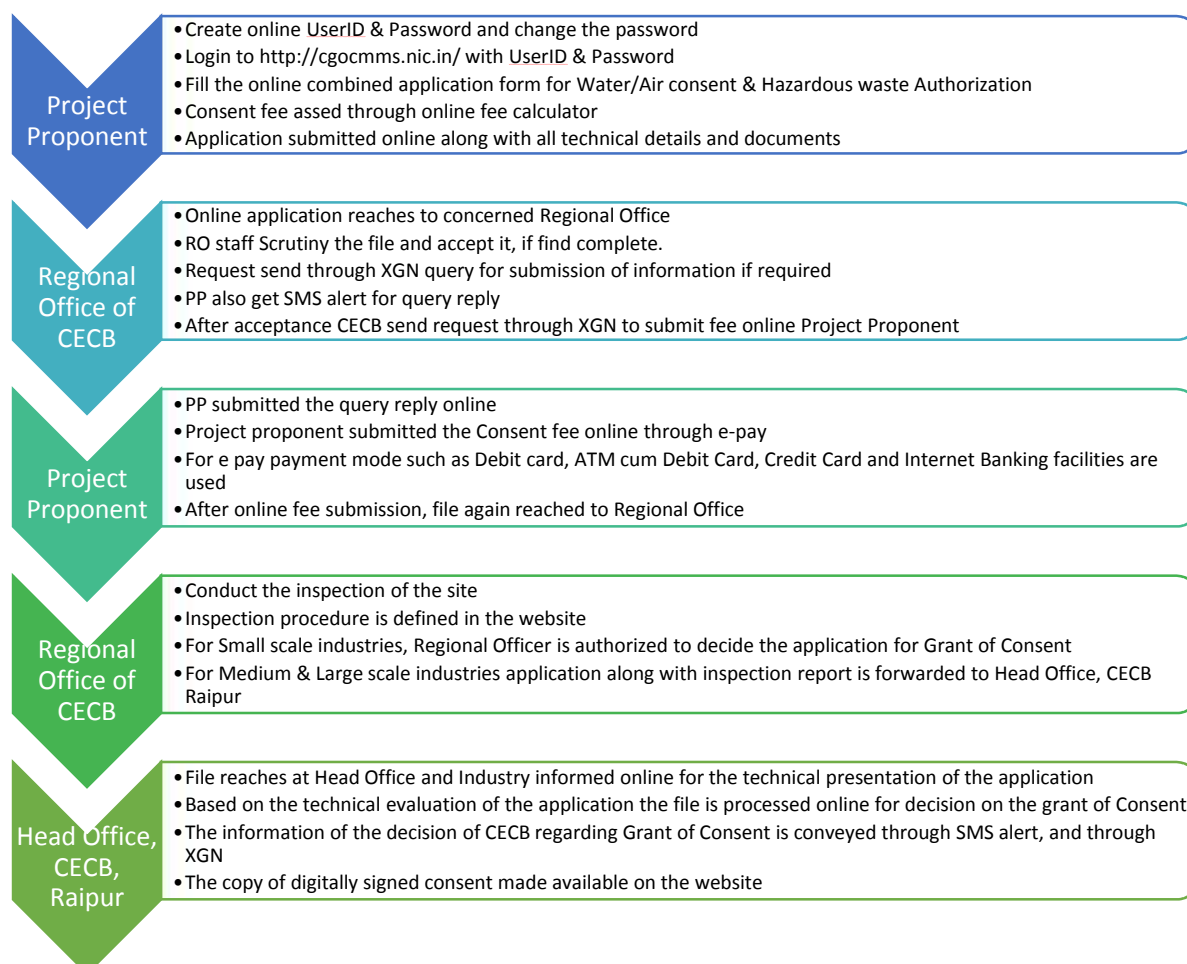
3. Information on Compliance of Conditions of Water Consent and Water Consent Renewal Granted.
4. Information on Compliance of Conditions of Air Consent and Air Consent Renewal Granted.
5. Month wise production detail.
6. Total gross capital investment duly certified by C.A. as on date/Last financial year

1.2.3 Stepwise process and timeline for online registration of Users

Timeline

Status of application	Timeline
Issue of Final certificate	Within 60 days of submission of application
Generation of Inspection report	After 48 hours of inspection by officer from website

Stepwise Process



1. Open Online Consent Management & Monitoring System Website <http://cgocmms.nic.in/>.

How to Register:

- a. For New Industry: Click “New Industry Registration”



The “Registration Form” is to be filled to get ID & Password.

b. For Existing Industry: Please go to Step 2

2. Log in With your ID and Password:

- a. For log in select Industrial Login radio button, then give your ID & Password and click “Login Button”
- b. If you are logging in for the first time, you will get a window to change the password. Please change the password and proceed further.
- c. After login the following page will appear:



3. To Apply for “Renewal of Consent”
Select CTO > Air > Renew option

Apply For Consent

Consent Type*: CTE CTO

Consent For*: Air Water Both

Application For*: New Renew

Previous Application Number :

Next

4. After selecting next, the following screen will appear:

Industry | Occupier | Product | Fee | W Emiss./Disch. | Air Emission | Documents

Industry Details

Industry Name*: Demonstration new (industry name max 250 char)

Category: RED (category e.g. red/orange/green)

Industry Type*: (select appropriate industry type)

Other Industry Type Detail : (maximum 250 characters)

Status: operational (e.g. operational/proposed/closed)

Commissioning Year: 2015 (e.g. 2002)

Registration/License No.: 1000/2000 (reg/license no of industry)

Capital Investment of Plant & Machinery*: 500000.0 (capital investment of plant & machinery)

Capital Investment*: 60.0 (capital investment)

Address*: Kabir Nagar (address where industry is established)

City: Raipur (city industry address)

Pin: 492001 (pin of address locality)

L.T.D. Code(Phone)*: 0771 (std code of phone no)

Phone No.*: 945944 (phone no upto 8 characters)

Fax Code: (std code of fax no)

Fax No. : (fax no upto 8 characters)

E-Mail Address: rahul.west.kaw@gmail.co (e.g. info@abc.com)

Do You Want To Save The Application as: Completed In Progress

Save

- Fill all the details as required in all tabs
- After filling all the details, please select “Completed radio button” and then select “Save”

1.2.4 Online payment of applicable fee

Click on “make payment” tab to pay applicable fees online. A page as shown below will appear:

Make Payment

Please verify your Details

Application Id :	109266
Applied For :	CTD - both - reNew
PRN No. :	136765608
Payable Amount(in Rs.) :	1000.0 ₹

Select your payment mode and click 'Submit'

e-Wallet (NEFT/RTGS)

Net Banking/Credit/Debit Cards

[Terms and Conditions](#)

Pollution Control Board, Copyright © 2019 All Rights Reserved. All India

There are two modes of online payment available:

- iii) e-wallet (NEFT/RTGS)
- iv) Net Banking/Credit/Debit Cards

Manage e-Wallet

Select your Option and click 'Submit'

Balance Check

Add Amount to your e-Wallet

Refund Your e-Wallet

Chattisgarh Environment Conservation Board

CASH NET BANKING

Pay using

For Monthly card, please enter expiry date and CVV no. if available or else ignore and proceed

Credit card Debit card

Select Credit Card Option: -Select-

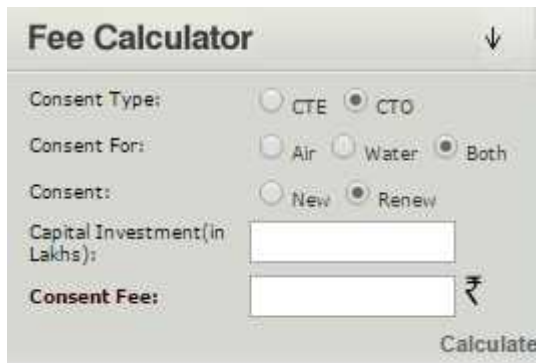
Your transaction is processed through a secure 256-bit SSL internet connection based on secure socket layer technology. For security purposes, your following details have been logged.

IP address: 192.168.1.1 and access time: Tue Jun 20 11:56:47 IST 2018

Copyright © 2014 TechProcess Payment Services Ltd. All rights reserved.

- ✓ After payment is made successfully, Air and Water form will be submitted.

5. To calculate the fee, please use the online fee calculator on the homepage of <http://cgocmms.nic.in/> . See screenshot below:



The screenshot shows a web form titled "Fee Calculator" with a dropdown arrow on the right. The form contains the following fields and options:

- Consent Type:** Radio buttons for CTE (unselected) and CTO (selected).
- Consent For:** Radio buttons for Air (unselected), Water (unselected), and Both (selected).
- Consent:** Radio buttons for New (unselected) and Renew (selected).
- Capital Investment (in Lakhs):** A text input field.
- Consent Fee:** A text input field with a rupee symbol (₹) to its right.
- Calculate:** A button located at the bottom right of the form.

1.2.5 Download of the certificates

On submission of complete application, provisional certificate can be downloaded from logging in to <http://cgocmms.nic.in/> . The final certificate can be downloaded from the same link. A sample certificate is available in Annexure 1A.

2 Annexure 1

A. How to download Certificate issued on applying for Consent to Operate/Renewal (Air)

After logging in, select “Completed Application”

Government of India
Ministry of Environment & Forests
Chhattisgarh Environment Conservation Board

Online Consent Management & Monitoring System

Home Consent Management Laboratory Management Waste Management CBSS Management Knowledge Base Logout

Apply For Consent
Industry Profile
Change Password
Online Payment Record
Fee Calculator
e-Wallet Management

Welcome M/s Chhattisgarh Distilleries Limited Date: 31-5-2016

In-progress Application **Completed Application**

Application No.	Application Date	Application Fee	Application Name	Type	Certificate Fee	Status	Scrutiny Status By CSPCB	Scrutiny Completion Date By CSPCB
2464	03-11-2005 04:04	both	M/s Chhattisgarh Distilleries Limited	CTE	₹2000	In Progress	In-Process	

Select “View Certificate” to download the certificate



- > Apply For Consent
- > Industry Profile
- > Change Password
- > Online Payment Record
- > Fee Calculator
- > e-Wallet Management



Website: [Site Chhattisgarh Distilleries Limited](#)

Date: 21-8-2016

[View Certificate](#) | [View Inspection report](#)

Send us your feedback and suggestions

Click here for any kind of complaints or query

General **Product** Fee W Emiss./Disch. Air Emission Documents Print [[Print](#) | [Close](#)]

General Details	
Consent Type*:	CTE
Consent For*:	both
Application For* :	new
Industry Details	
Industry Name*:	M/x Chhattisgarh Distilleries Limited
Category:	RED
Industry Type:	Distillery
Other Industry Type Detail:	
Status:	operational
Commissioning Year:	1988
Registration/License No.:	105/SIA/IND/1988
Capital Investment of Plant & Machinery*:	13490.0 Lakhs
Capital Investment:	13490.0 Lakhs
Address*:	Village Khapri PO Kumhari
City:	Durg
Pin:	490042
S.T.D. Code(Phone) :-*	0788
Phone No. :-*	3295115
Fax Code :	
Fax No. :	
E-Mail Address:	cdl_plant@gmail.com
Occupiers Details	
Name:	Ramesh Chhila
Designation:	Director
Address:	Shanti Nagar
Status Of Applicant:	Individual
Name, Address and Telephone of the Chairman / Managing Director / Managing Partner / Owner / Board of Director List (Full Time or Part Time) Other kinds or Office Bearers are to be Furnished with their Period of Tenures in the Respective Office :	
No of Employees:	670
City:	Bhilai
Pin:	490001
S.T.D. Code(Phone) :-*	0788
Phone No. :-*	3295115
Fax Code :	
Fax No. :	
Mobile No:	9329107171
Email Address:	cdl.bhilai@gmail.com